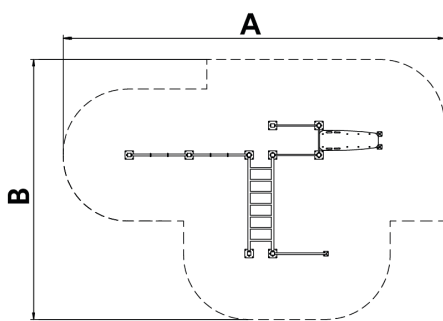


Workfit Pro XL

JCIR22H

12+




Certified
EN16630
product

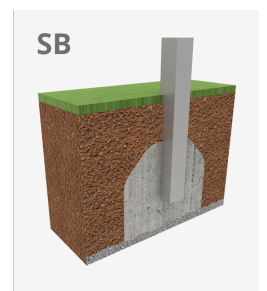
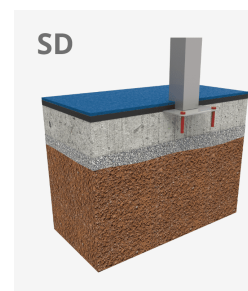


BENITO designs and manufactures sports and leisure areas for exercising and enjoying the outdoors.

Work-fit PRO is a professional product intended for people who want to do **intensive exercise to strengthen their mind and body**.

Each model includes several elements to do different comprehensive exercises thus developing a good physical condition.

A x B			
A=8900mm	40m ²	1.20m	6
B=6070mm			



Materials:

Structure, Metal: zinc-plated and powder-coated RAL 3020 posts resistant to abrasion, corrosion and bad weather conditions.

Metallic parts: AISI-304 stainless steel.

Panels, HDPE: high-density polyethylene characterised by its resistance to chemical abrasives. As a polymer, it is unaffected by corrosion. Due to its light elastic nature, it offers high resistance to impact, making it very difficult to break.

Nets, Anti-vandal reinforced rope: Ø 16mm, 6 twisted steel cables, covered in polypropylene. High durability plastic connectors.

Fixings: electro galvanised and stainless steel quality 8.8 DIN267, AISI-304.

- None of the materials requires a specific treatment for its disposal.
- If the product is subject to severe use, maintenance should be increased.
- Don't use the product before the installation/maintenance is ready.
- Please check the maintenance instructions.

Biggest part (mm): / Heaviest part (kg):

IMPACT ZONE: security area and ground coverings according to the EN1176-1:2017 standard.

Spare parts availability: 10 years.

Ground anchoring screws not included.

Playful features:



Alternatives:



JCIR26H



JCIR29H



JCIR28H



JCIR27H



JCIR23H



JCIR24H



JCIR25H



JCIR21H