

The Modus collection includes **large structures at a very competitive price**. Made of powder painted metal posts and UV-resistant rotomoulding parts, which hardly deteriorate over time.


A x B



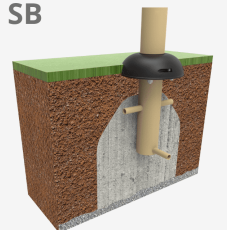
A=9286mm 69m² 1.20m 15

B=7411mm

SD



SB



Materials:

Structure, Metal: Ø89mm pre-galvanised steel and powder coating posts.

Panels, LDPE: rotomoulded low density polyethylene panels. Easy assembly to the structure by aluminum cast painted clamps.

Platforms, Metal: anti-slip metallic floor with rubber coating.

Fixings: electro galvanised and stainless steel quality 8.8 DIN267, AISI-304.

- None of the materials requires a specific treatment for its disposal.
- If the product is subject to severe use, maintenance should be increased.
- Don't use the product before the installation/maintenance is ready.
- Please check the maintenance instructions.

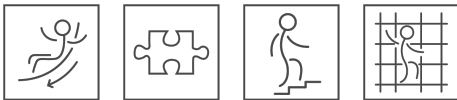
Biggest part (mm): 3340x40x40 / Heaviest part (kg): 44

IMPACT ZONE: security area and ground coverings according to the EN1176-1:2017 standard.

Spare parts availability: 10 years.

Ground anchoring screws not included.

Playful features:



Alternatives:



JCF20



JCF19



JCF18



JR306